

OPX@MX. Simply always better.

Be smart – use 6S.



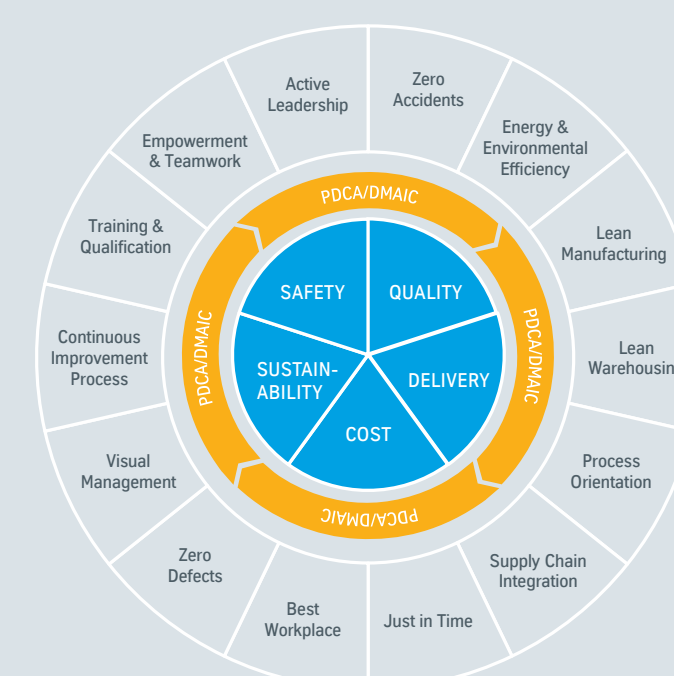
1: Sort

- Separate all required tools, documents and Auxiliary parts from those that you do not need!
- Only what is used for daily work remains in place.
- Dispose of unneeded or defective items that have not been repaired.

Targets:

- ➞ Less searching time – therefore more efficient work
- ➞ Reduced risk of injury

What does 6S have to do with OPX?



With OPX we want to achieve the continuous improvement of our workflows.

6S is a simple but effective method of workplace organisation.

Workplaces organised according to the 6S method form the basis for further operational improvements.



OPX@MX. Simply always better.

Be smart – use 6S.



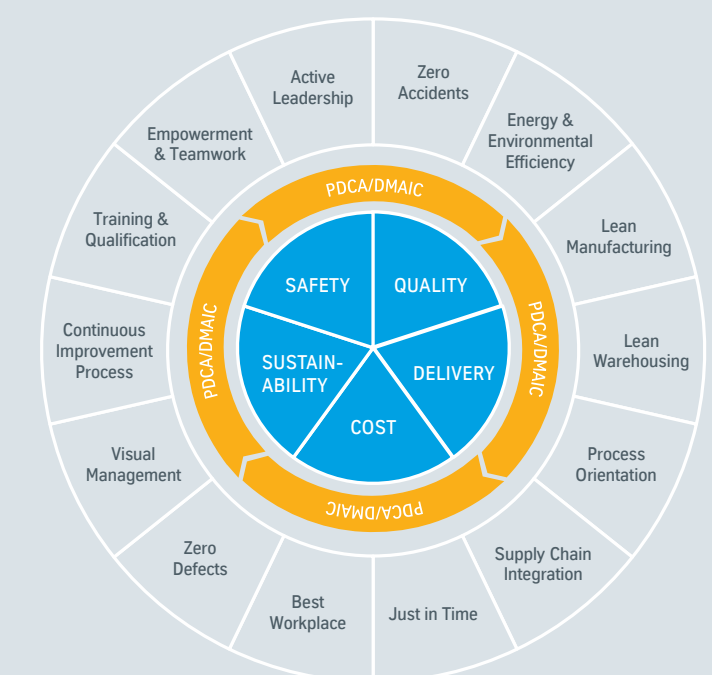
2: Set

- Establish a comprehensible basic order at the workplace!
- Materials and tools are given a fixed, ergonomically sensible place according to their frequency of use.
- Clearly arranged shelves, tool walls and marked storage areas help with this.

Targets:

- ➞ Less searching and travel time
- ➞ Visualization of missing or wrongly placed things

What does 6S have to do with OPX?



With OPX we want to achieve the continuous improvement of our workflows.

6S is a simple but effective method of workplace organisation.

Workplaces organised according to the 6S method form the basis for further operational improvements.



OPX@MX. Simply always better.

Be smart – use 6S.



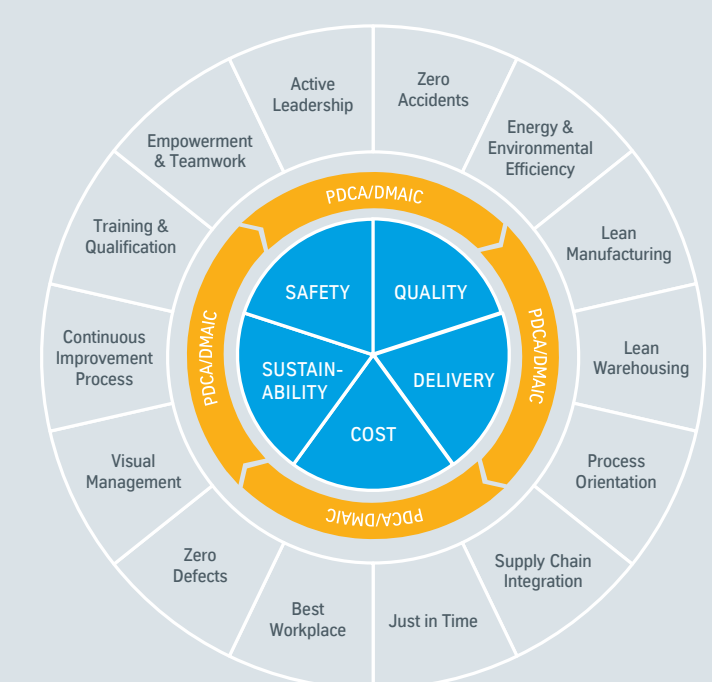
3: Shine

- Keep the work areas clean!
- Make sure that machines and equipment are continuously cleaned, maintained and checked for proper functioning.

Targets:

- ➞ Longer availability of tools and machines
- ➞ Better work results
- ➞ Pleasant and safe working environment

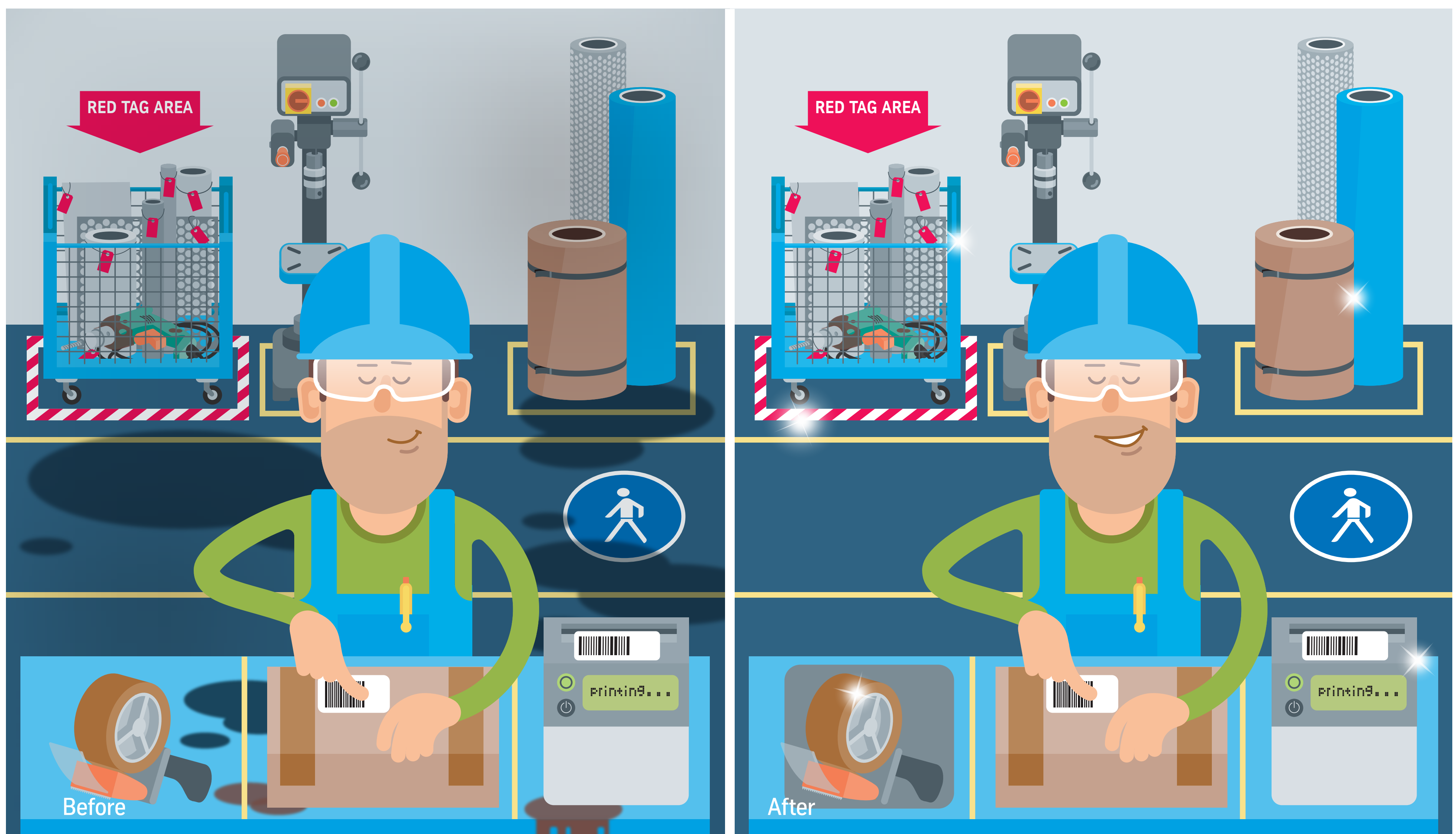
What does 6S have to do with OPX?



With OPX we want to achieve the continuous improvement of our workflows.

6S is a simple but effective method of workplace organisation.

Workplaces organised according to the 6S method form the basis for further operational improvements.



OPX@MX. Simply always better.

Be smart – use 6S.



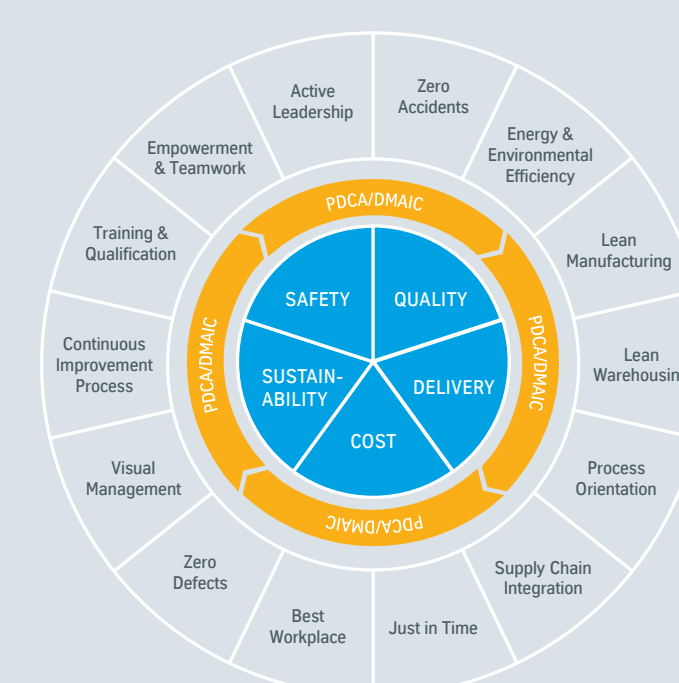
4: Standardize

- Consider the optimized workplace as the new standard!
- Create and follow the appropriate rules and work instructions to maintain standards.
- Documentation, maintenance plans and cleaning protocols support you and help to train new colleagues according to the standards.

Targets:

- ➞ Permanent maintenance of order, cleanliness and functioning of work equipment at every workplace
- ➞ Efficient, safe working
- ➞ Consistently good work results

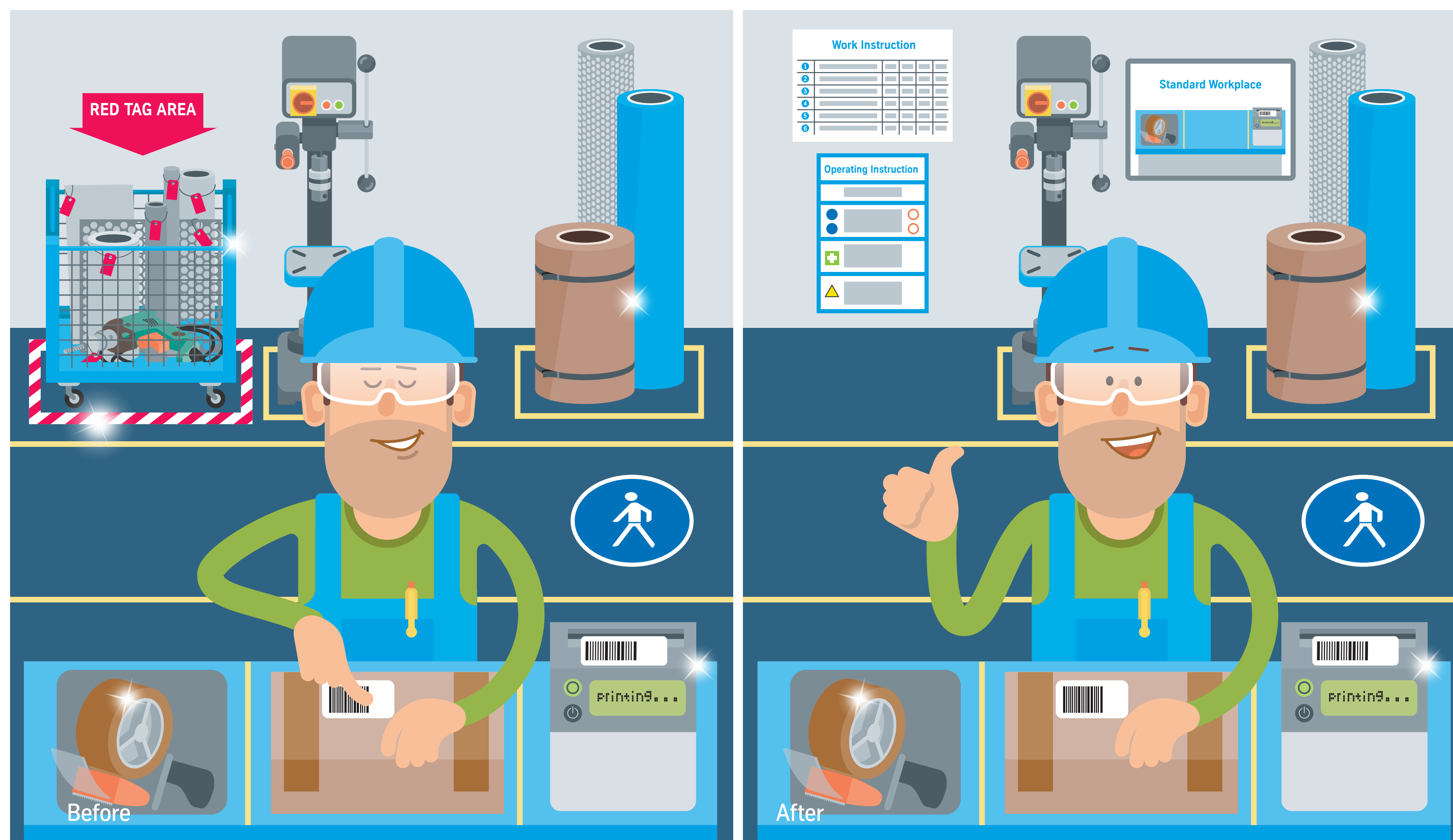
What does 6S have to do with OPX?



With OPX we want to achieve the continuous improvement of our workflows.

6S is a simple but effective method of workplace organisation.

Workplaces organised according to the 6S method form the basis for further operational improvements.



OPX@MX. Simply always better.

Be smart – use 6S.



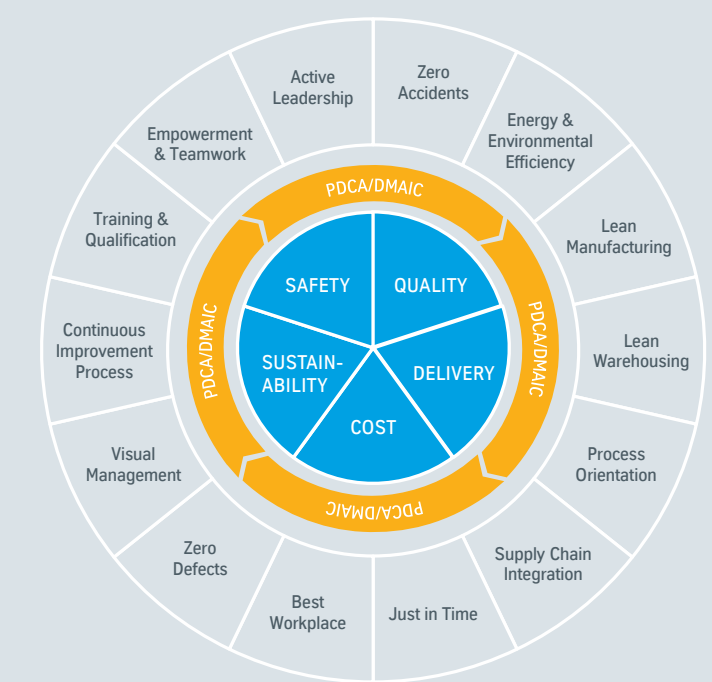
5: Sustain

It's in your hands! Check the order and cleanliness independently and regularly. Only then can the standard be maintained and constantly improved. 6S thus becomes part of the corporate culture, so that all colleagues benefit from it!

Targets:

- ➞ Pleasant working conditions and good cooperation
- ➞ Improving optimized standards again and again

What does 6S have to do with OPX?



With OPX we want to achieve the continuous improvement of our workflows.

6S is a simple but effective method of workplace organisation.

Workplaces organised according to the 6S method form the basis for further operational improvements.



OPX@MX. Simply always better.

Be smart – use 6S.



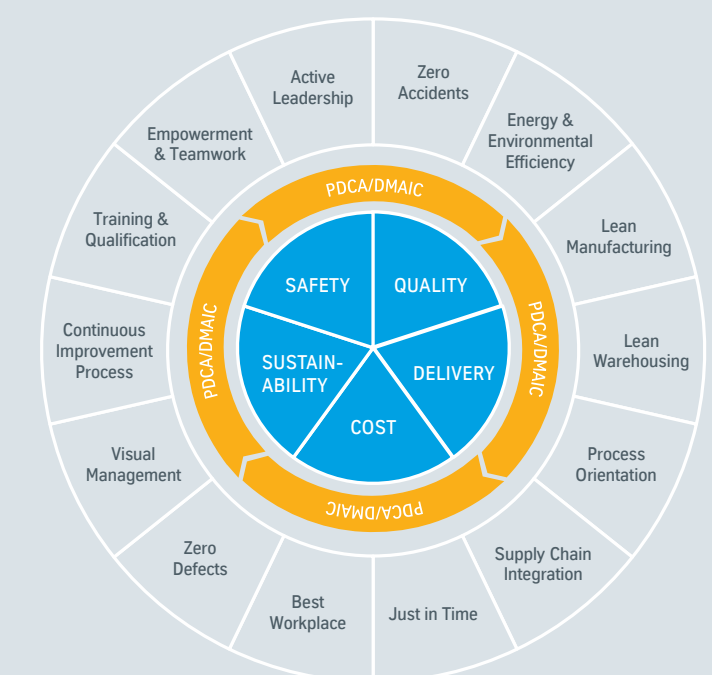
6: Safety

- Follow the first 5S to increase safety!
- You can be injured by confusing tools lying around, unmaintained machines could have malfunctions, you could slip on an oil slick.
- Avoid all possible dangers consistently! Keep safety as the rule of work!

Targets:

- ➞ Prevention of occupational accidents through safe and healthy working conditions
- ➞ Maintaining your health and that of your colleagues

What does 6S have to do with OPX?



With OPX we want to achieve the continuous improvement of our workflows.

6S is a simple but effective method of workplace organisation.

Workplaces organised according to the 6S method form the basis for further operational improvements.



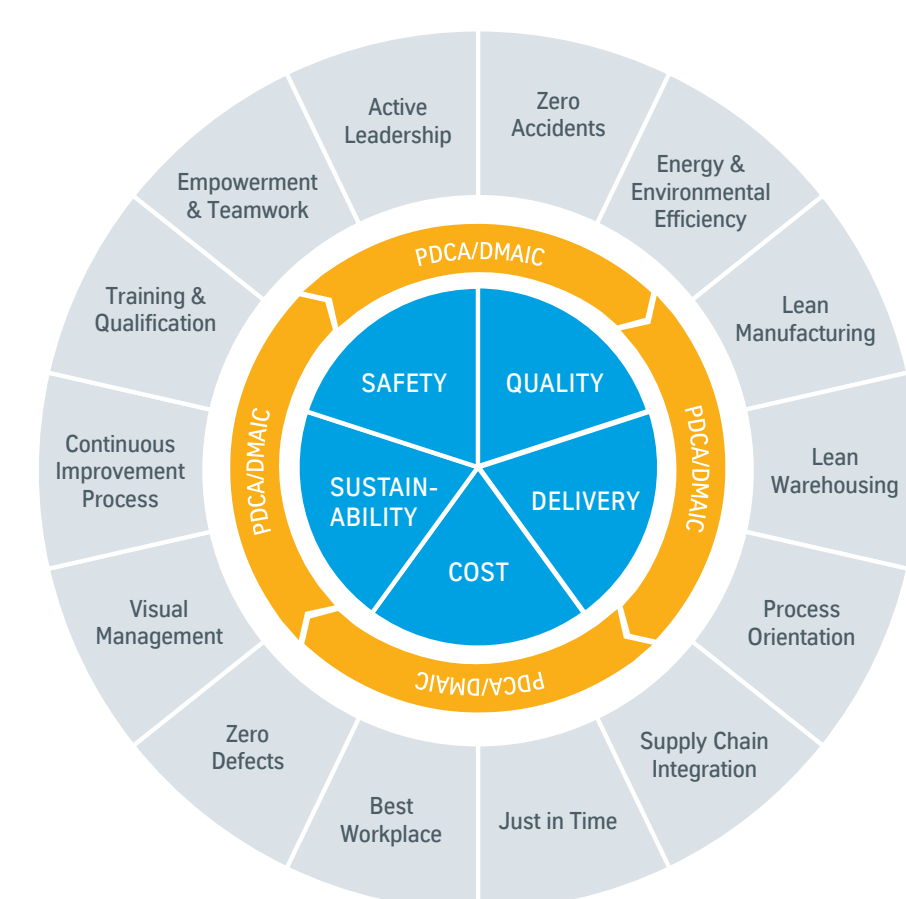
OPX@MX. Simply always better.

Be smart – use 6S.



With Operational Excellence (OPX) we want to achieve the continuous improvement of operational workflows.

The design of your working environment according to the 6S method is a basic element of OPX@MX. 6S makes your work easier, avoids waste and increases your safety. Of course we support you in recognizing and solving problems. But because you know your workplace best, only you can implement this perfectly.



1: Sort

Keep only the tools, work materials and documents you actually need at your workplace.



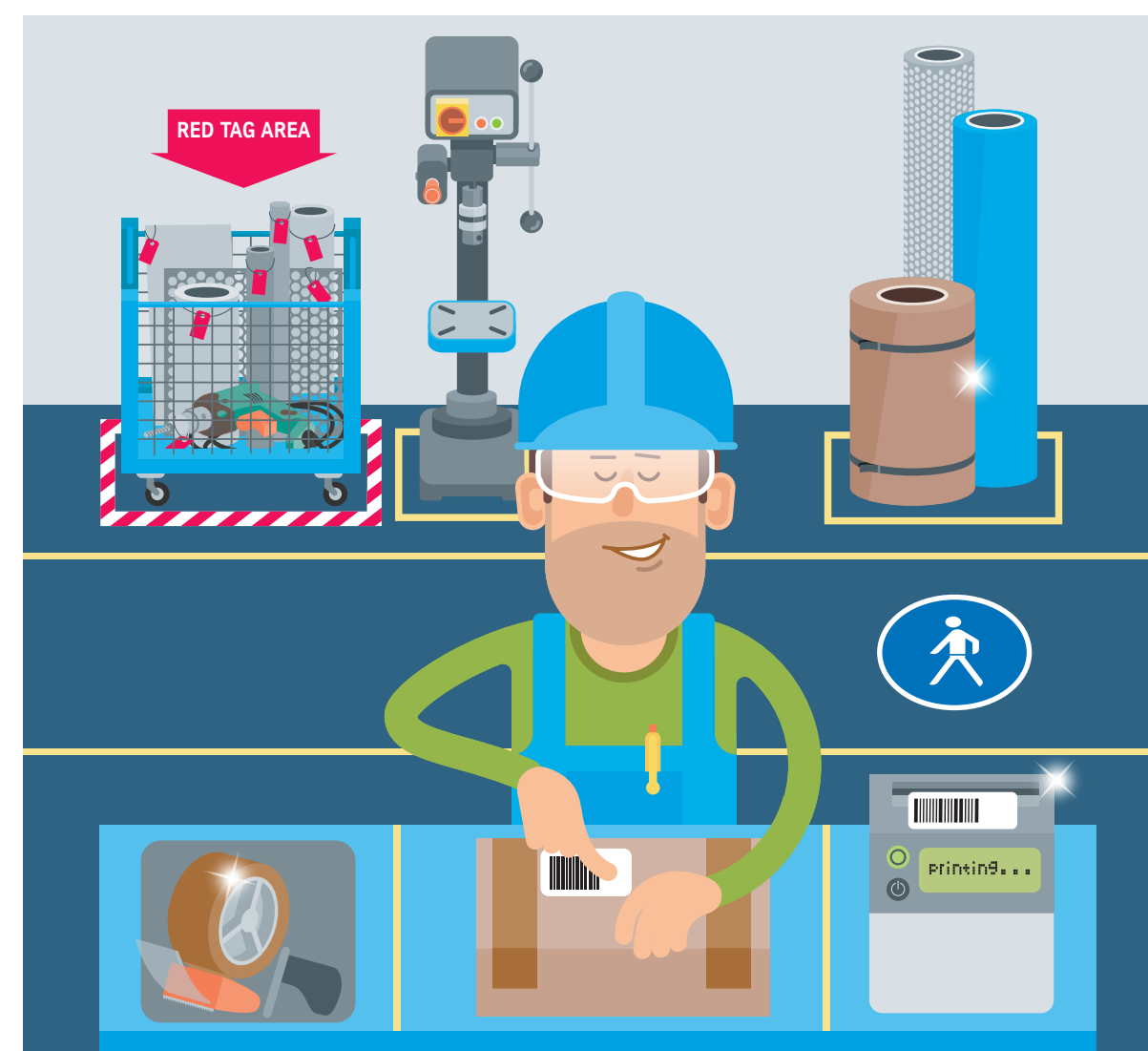
2: Set

Place material and tools in their designated place.




3: Shine

Keep the workplace, paths and machines clean at all times.



4: Standardize

Consider cleanliness and order in the workplace as standard in the company.



5: Sustain

Follow these guidelines of your own accord, because they are self-evident for you.



6: Safety

Be aware that each of these measures improves safety.

