



Vertical Shaft Impactor – MULTIROK® 9 DUO



Advanced design for a cubical product

Proven quality – great flexibility – easy operation

thyssenkrupp's VSI MULTIROK® is used in the last crushing stage for producing chippings and sands with high portions of cubical product. Feed material drops onto the rotor and gets thrown against the side wall of the crushing chamber breaking into cubical product. The side wall can be fitted with an anvil ring or a material bed depending on the customer's requirement. For the rotor the customer has the choice between the open rotor and the closed rotor.

Features

Best cubic shape of product

Constant outlet curve of crushed material during complete life cycle of the wear parts

High rotation speeds with high throughput

Highly versatile crusher

- Optimal applicability for medium hard rock
- Optional variable frequency drive makes frequent changes of the end product easy and simple

Rotor

- Two types of rotors available
 - Open rotor: Non abrasive material
 - Closed rotor: Abrasive rock
- Pedestal assembly uses heavy duty spherical roller bearings lubricated by a full flow filter protected system
- Well balanced rotor with easy to exchange carbide tips
- Minimum wear rate by utilizing high alloyed steel

Crushing chamber

- Walls can be equipped with:
 - Material bed for autogenous crushing with less wear cost
 - Anvils for optimal cubical shaping
- Wear protection plates inside the crushing chamber

Compact design resulting in a low overall height

- Suitable for easy integration into existing plants

Housing and base frame

- Enduring housing thanks to rugged design
- Base frame carrying rotor, housing and motor

Monitoring devices

- Condition monitoring by vibration sensors

Hydraulically lifted crusher lid

- Guarantees easy access to all wear parts

Drive

- Space saving upside down arrangement of the motor



Vertical Shaft Impactor – MULTIROK® 9 DUO

Technical Specification

General data

Materials:	Medium to hard rock, limestone, dolomite, basalt, granite
Capacity	– open rotor: 250 – 400 t/h – closed rotor: 180 – 300 t/h
Max. product size:	0 – 63 mm
Min. product size:	0 – 4 mm

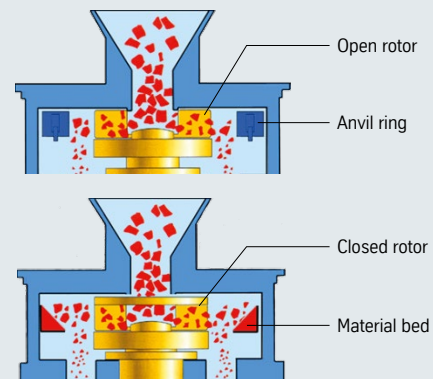
Crusher

Max feed size	– open rotor: 125 mm – closed rotor: 63 mm
Rotor diameter	– open rotor: 965 mm – closed rotor: 889 mm
Weight of complete rotor	450 kg
	– open rotor: 470 kg – closed rotor:
Feed opening:	334 mm
Number of anvils (if applied):	18
Main dimensions (l x w x h):	6,000 mm x 2,270 mm x 2,080 mm
Total weight without motor	up to 11.0 mt
	– with anvil ring: up to 10.0 mt – with material bed:

Drive

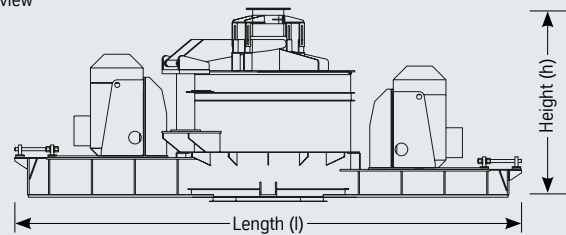
Drive concept:	V-belt
Motor power:	2x 200 kW

Working mode

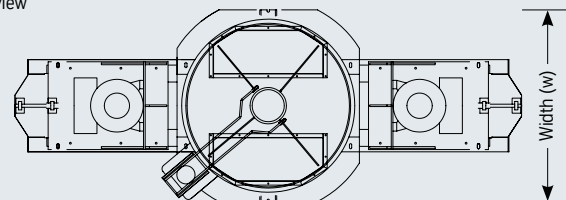


Main dimensions

Side view



Top view



Contact

thyssenkrupp Industrial Solutions AG

Graf-Galen-Straße 17
59269 Beckum, Germany
Phone: +49 2525 99-0
E-mail: smb.tkis-rt@thyssenkrupp.com
www.thyssenkrupp-industrial-solutions.com

Sales representative

© 2016 Product specifications and prices are subject to change without notice or obligation. The photographs and/or drawings in this document are for illustration purposes only. The operation values are considered to be approximate and will be finally determined on the basis of the specific task and the material characteristics. The only warranty applicable to our equipment is the standard written warranty applicable to the particular product and sale and thyssenkrupp makes no other warranty of accuracy, reliability, completeness, merchantability or fitness for any purpose, express or implied. Products and services listed may be trademarks, service marks or trade-names of thyssenkrupp and/or its subsidiaries in Germany and other countries. All rights are reserved.